

# 論文 Strength Prediction of High Strength Concrete at Early Age by the Equivalent Age

Young Jin KWON<sup>\*1</sup> · Bae Su KHIL<sup>\*2</sup> · Moo Han KIM<sup>\*3</sup> · Jae Hyun NAM<sup>\*4</sup>

**ABSTRACT :** The maturity concept is based on the fact that concrete gains strength with time as a result of the cement hydration and, thus the strength of concrete is related to the degree of hydration of the cement in concrete. The rate of hydration, as in any chemical reaction, depends primarily on the concrete temperature during hydration.. It is the aim of this study, therefore, to investigate of the correlation between strength of high-strength concrete and maturity that is expressed as a function of an integral of the curing period and temperature, predict strength of concrete.

**KEYWORDS :** maturity, hydration degree, high strength concrete, predict strength

## 1. INTRODUCTION

Early age strength prediction in concrete is very useful in the reducing of construction cost and the securing of safety. Recent catastrophic construction failures have emphasized the need to estimate in-place strength of concrete during construction. Those are in part related to inadequate concrete strengths when loads are applied to the structure. Early age strength prediction have several practical applications. It can be used to determine safe stripping time, prestress release or post-tensioning time, to monitor strength development, particularly when concreting in cold weather, to check serviceability conditions or compliance and acceptability criteria, to ensure construction safety and generally to estimate the quality of construction and potential durability.

It is the aim of this study to improve the strength prediction in high-strength concrete through the investigation of the correlation between the strength of concrete and maturity, for its practical application.

## 2. BACKGROUND

### 2.1 MATURITY CONCEPT

Maturity method has two theoretical assumptions, Nurse-Saul and Arrhenius: the former is that the rate of strength development is a linear function of temperature, and the latter is that the rate of strength development obeys the exponential Arrhenius equation. The function is expressed that the produce of time and temperature could be used to approximate the combined effects of these two factors on strength development.

Even though curing temperature and its period are different within a range of

---

\* 1 Technical business division, Hongyong Refresh Construction Co. Ltd. in Korea, Ph. D., Executive Director, Member of JCI

\* 2 Research Laboratory, Recycling and Fluorine Technology Co. Ltd. in Korea, Ph. D., Researcher

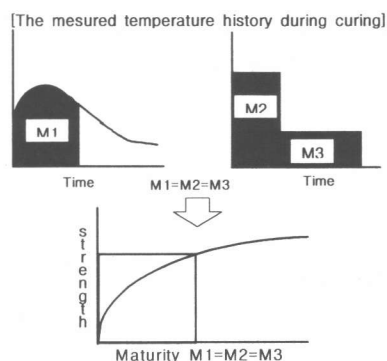
\* 3 Dept. of Architectural Engineering, Chungnam National Univ. in Korea, Ph. D., Professor, Member of JCI

\* 4 Dept. of Architectural Engineering, Taejon Univ. in Korea, Ph. D., Professor

maturity, maturity which is multiplied curing temperature by curing period, has the same strength, if the areas of from time to temperature are the same as shown **Fig.1** These experimental results prove that the strength prediction of concrete by maturity is efficient and significant in all ages. Maturity is represented as shown in Formula (1)

$$M = \sum \alpha \Delta t \quad (1)$$

Here,  $\alpha$  represents age conversion factor, and  $t$  represents age, that is lapsed time.



**Fig. 1 Maturity function**

## 2.2 STRENGTH PREDICTION

To predict the strength of structural concrete, the most proper strength prediction formula is needed by maturity through previous experiments, and the temperature of concrete is measured by Maturity meter. The maturity,  $M$  to the time of structural concrete,  $T$  can be calculated by using measured temperatures, which can be applied for the strength prediction formula to predict the strength of lapsed time,  $T$ . By this, the strength of structural concrete is predicted early, which can make prompt and proper decision in mix proportion and curing method.

Therefore, the strength management of concrete according to the variation of temperature can be done through the strength prediction by maturity.

### 2.2.1 AGE CONVERSION FACTOR BY NURSE-SAUL FUNCTION

The basic maturity formula of Nurse-Saul which is a function of temperature and time is shown in Formula (2).

$$M = \int_0^t (T - T_0) \cdot \Delta t \quad (2)$$

- $M$  : maturity(  $^{\circ}\text{C} \cdot \text{h}$  or  $^{\circ}\text{C} \cdot \text{day}$ ) at age  $t$
- $T$  : average temperature of the concrete during time interval  $\Delta t$
- $T_0$  : datum temperature (generally  $-10^{\circ}\text{C}$ )
- $\Delta t$  : time interval(hr or day)

Rastrup presents age conversion factor using it as shown in Formula (3)

$$\alpha = \frac{(T - T_0)}{(T_r - T_0)} \quad (3)$$

$T_r$  : standard reference temperature of equivalent age

### 2.2.2 AGE CONVERSION FACTOR BY ARRHENIUS FOMULA

The hardening speed of concrete is affected much by temperature. So to speak, it is accelerated if the temperature is high, and it is delayed if the temperature is low. The equivalent age on the base of it is made by Arrhenius, a type of chemical reaction speed formula in the correlation between the hydration reaction speed of cement according to curing temperature and the revealment of strength. The reaction speed in  $20^{\circ}\text{C}$  is assumed as 1 in the equivalent age. The excellency of it was proved by Freiesleben-Hansen and Pederson. They presented that Arrhenius equation explained the effect of temperature on the strength of concrete in the ranges of from  $-10$  to  $80^{\circ}\text{C}$  more exactly than Saul-Nurse.

Arrhenius Formula is as follows:

$$\alpha = \exp[-E/R \cdot (1/T_s - 1/T_a)] \quad (4)$$

$\alpha$  : equivalent age at a specified temperature  $T_s$

$T_a$  : specified temperature, °K

$T_s$  : 273(°K)+20°C

$E$  : activation energy

33.5+1.47(20- $T_a$ )KJ/mol ( $T_a \leq 20^\circ\text{C}$ )

33.5 KJ/mol ( $T_a \geq 20^\circ\text{C}$ )

$R$  : 8.314J/mol(universal gas constant)

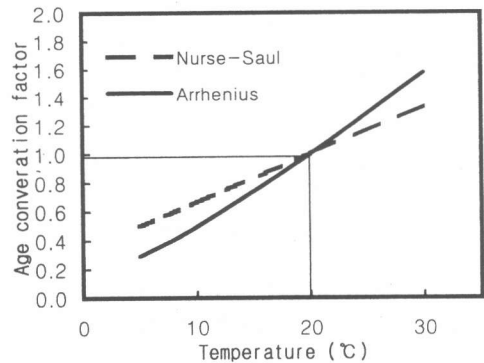
### 2.2.3 COMPARISON OF AGE CONVERSION FACTOR

The age conversion factors are shown in **Table. 1** and **Fig. 2** being calculated by Formula (3) and Formula (4) and compared each other.

The age conversion factor by Nurse-Saul function represents the reaction speed of concrete according to temperature as a linear function. Formula (4) applied by Arrhenius function shows the form of exponential function.

**Table. 1 Age conversion factor vs. curing temperature**

Temp. (°C)	$T+10$	$\frac{T+10}{20+10}$	$\exp[-\frac{E}{R}(\frac{1}{T_s} - \frac{1}{T_a})]$
0	10	0.333	0.151
5	15	0.500	0.292
25	35	1.167	1.260
30	40	1.333	1.574
40	50	1.667	2.408



**Fig. 2 The age conversion factor used to compute equivalent age**

## 3. EXPERIMENTAL PLAN AND METHOD

### 3.1 EXPERIMENTAL PLAN

The experiments were performed under the condition of the same curing temperatures of 5°C, 10°C, 20°C, and 30°C as shown in **Table. 2** with the high-strength concretes of W/B 30% and 35%, to get the exact strength prediction data. The functions by Nurse-Saul and Arrhenius were used as the equivalent age functions for the prediction of compressive strength through the correlation of maturity and the strength of high-strength concrete.

**Table. 2 Experimental Program**

Experimental part			Analytical part
W/B(%)	Curing temp.(°C)	Item of test	Using functions
35 30	5	Comp. strength	• Nurse-Saul → Rastrup • Arrhenius → Friesleben Hansen
	10		
	20		
	30		

### 3.2 USED MATERIALS

The materials used in the experiments are shown in Table. 3.

Table. 3 Material

Cement	O.P.C Gravity : 3.15 Fineness : 3,200 $\text{cm}^2/\text{g}$
Fine Aggregate	Liver sand Max size : 5 $\text{mm}$ Gravity : 2.55 F.M : 2.72
Coarse Aggregate	Crushed stone Max size : 19 $\text{mm}$ Gravity : 2.57 F.M : 6.54
Super Plasticizer	Pinciple component : Synthetic Poymer Gravity : 1.10
Silca Fume	Gravity : 2.20 Fineness : 220,000 $\text{cm}^2/\text{g}$

### 3.3 MIXING PROPORTION

The mix proportion of high-strength concrete used in the experiments are shown in Table. 4.

Table. 4 Mix Proportion of Concrete

Kind	W/B (%)	S.P (%)	S/A (%)	Unit water content ( $\text{kg}/\text{m}^3$ )	Unit weight ( $\text{kg}/\text{m}^3$ )			
					C	SF	S	G
Cylinder	35	2.3	40	160	411	46	693	1047
	30	3.0		140	420	47	710	1073

### 3.4 EXPERIMENT METHOD

The experiments were performed on the base of Korean Standard and other standards. The temperature of concrete was measured with Thermocouple connected with Maturity Meter.

## 4. RESULTS AND ANALYSIS

### 4.1 REVELMENT OF STRENGTH IN HIGH-STRENGTH CONCRETE

Fig. 3 shows each compressive strength in each curing temperature according to ages. In the same age, W/B 0.30 has higher revealment of strength than W/B 0.35.

In early age, strength is getting higher as curing temperature is higher, and the strengths according to ages are very different according to curing temperatures.

### 4.2 CORRELATION OF MATURITY WITH STRENGTH, AND ITS APPLICATION

Fig. 4(a) and 4(b) represented by age conversion factor show the correlation of maturity with the strength of high-strength concrete according to curing temperature.

It is seen in W/B 30, 35% that the effect of temperature on the strength of high-strength concrete is explained well by

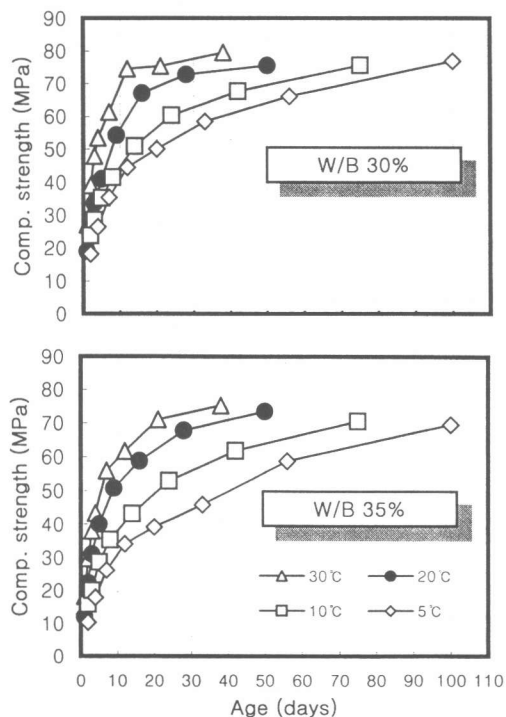


Fig 3 Compressive strength according to ages

Freiesleben function than Rastrup function. It indicates that Freiesleben function is better than Rastrup function.

Therefore, it is recommended to use activation energy value by Freiesleben function in the strength prediction of high-strength concrete.

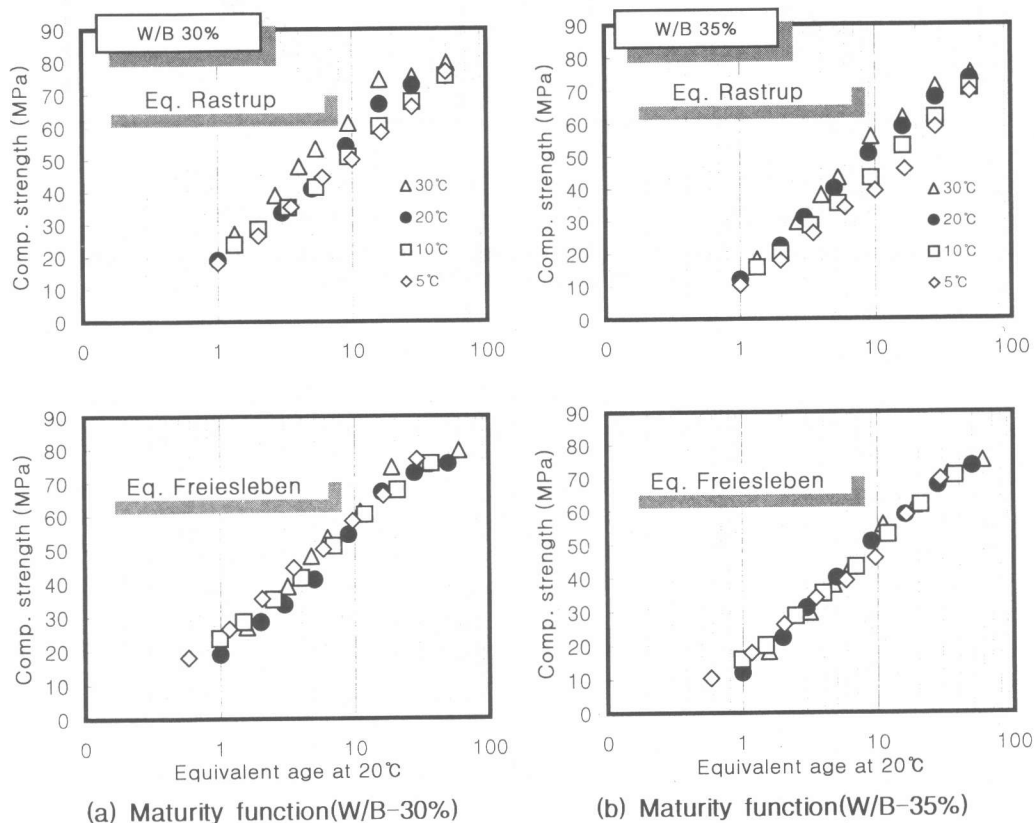


Fig. 4 Compressive strength of high-strength concrete according to equivalent age

#### 4.3 STRENGTH PREDICTION OF HIGH-STRENGTH CONCRETE

Table. 5 presents the results of strength prediction according to gompertz equation. Fig. 5 shows the relations of predictive strength by prediction formula and strength measured actually. The strength prediction using maturity by Freiesleben

Table. 5 The constant calculated from Gompertz equation.

Gompertz equation.							
$F_c = F_{\infty} \exp(-a(1/M)^b)$							
W/B 30%				W/B 35%			
$F_{\infty}$	a	b	$R^2$	$F_{\infty}$	a	b	$R^2$
1165	1.6587	0.3907	0.9788	1152	2.0546	0.4094	0.9930

function has high decisive factor value in every age through the experiments. It is, therefore, recommended as a good method in strength prediction. Gompertz Curve shows S-formed developing curve and the highest decisive factor value. It can also be recommended to use in the strength prediction of high-strength concrete. In addition, it is proved through the experiments that the strength prediction of high-strength concrete can be ranged from 1 day to 50 days.

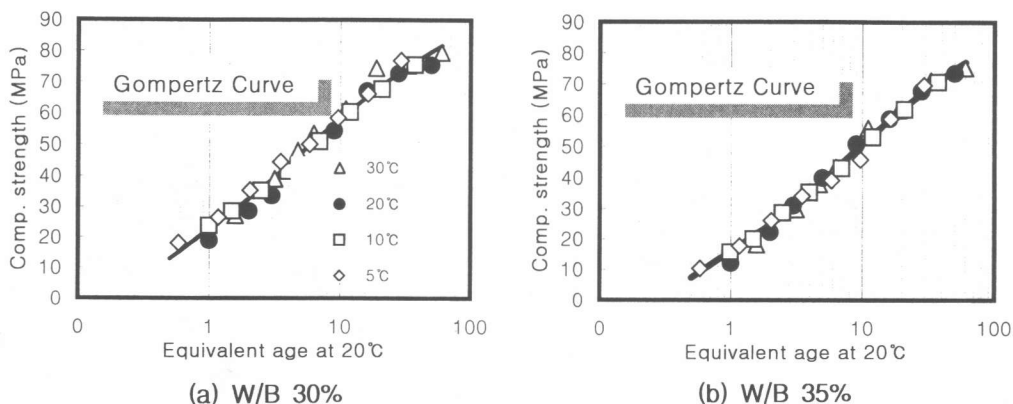


Fig. 5 Relation between high-strength concrete and equivalent age according to gompertz equation

## 5. CONCLUSIONS

The final results through this study on the correlation between the compressive strength of high-strength concrete and maturity are as follows:

- 1) In the correlation between maturity and the strength of high-strength concrete, two functions used in the study explained the effect of temperature on the strength of concrete. It is seen that Freiesleben can be recommended as a better one to predict the strength of high-strength concrete exactly.
- 2) Gompertz Curve showed the highest decisive factor, it can be recommended as a good method to predict the exact strength.

The experimental study prove that the strength prediction of high-strength concrete by the equivalent age can be regarded as comparatively significant and efficient for a good grasp of the strength prediction.

## REFERENCES

- 1) Kim, Moo-Han., "An Experimental Study on the Strength Control of High Fluidity Concrete by Maturity" KCI, 2000. 4, pp. 79-87
- 2) "Standard Practice for Estimating Concrete Strength by the Maturity Method" ASTM C 1074-93
- 3) Carino, N.J., "The Maturity Method" Chapter 5 in Handbook on Nondestructive Testing of Concrete. 1991, pp.101~146
- 4) Plowman, J. M., "Maturity and the Strength of Concrete", Magazine of Concrete Research, Vol. 8, No. 22, 1956. pp.13~22,
- 5) Nurse, "Steam curing of concrete, Magazine of Concrete Research (London)", Vol. 1, No. 2, June 1949, pp. 79~88.
- 6) Saul, "Principles underlying the steam curing of concrete at atmospheric pressure", Magazine of Concrete Research, Vol. 2, No.6, March 1951, pp. 127~140.